

Fund information update at 31 March 2026

What is the fund's objective?

The objective of the Class Fund is to provide a return in excess of its benchmark in Sterling, whilst seeking to maintain a high degree of capital preservation.

What does the fund invest in?

The Class Fund invests primarily in quality global fixed interest securities, and, where in the opinion of the Investment Manager, direct investment in fixed interest securities will not achieve sufficient diversification to achieve the Class Fund's objective, in other collective investment schemes, money market instruments and cash that will maximise total returns in Sterling.

What possible risks are associated with this fund?

The risk rating seen below is designed to give an indication of the level of risk, measured by volatility, associated with this specific portfolio. In order to arrive at the specific risk rating of the portfolio in question, Melville Douglas measures the volatility of the fund, in the form of standard deviation, over a three year rolling period, and compares the result to internal risk parameters. Please note that these risk ratings are designed as a guide only.

Risk rating

Conservative	Moderately conservative	Moderate	Moderately aggressive	Aggressive
--------------	-------------------------	----------	-----------------------	------------

What is the suggested investment period for this fund?

Minimum period

1 Month	6 Months	1 Year	3 Years	5 Years	7 Years
---------	----------	--------	---------	---------	---------

Who should consider investing in this fund?

This fund is suitable for investors who wish to avoid the volatility and risks associated with higher risk asset classes, and are looking for a return over and above that of cash. Investment will be via highly liquid sovereign and investment grade corporate debt, with a focus on capital preservation.

Income

Distribution Dividends may be declared from time to time in accordance with the provisions of Companies (Jersey) Law, 1991 (as amended). Currently income available for distribution attributable to the Class X Shares of the Fund may be distributed; there is no intention to distribute income on the Class A Shares, Class B Shares, Class C Shares or Class P Shares.

Declaration 31 March, 30 September

General fund information

Manager(s) Karl Holden and Simon Bradbury
Size (NAV) £ 38.65 million
Peer group EAA Fund GBP Diversified Bond
Benchmark BB/EFFAS Bond UK Govt 1-10 yr 60%
 BB Stlg Corporate TR Value UH GBP 20%
 BB Gbl Aggr Treasuries TR Value UH GBP 20%

Section 65

Approved
 This Class Fund is approved for sale in South Africa under Section 65 of the Collective Investment Schemes Control Act, 2002 (CISCA).

Class B

Launch 13 May 2020
ISIN number JE00BF1CX551
SEDOL code BF1CX55
Bloomberg MDINGBB JY

Minimum investment requirements -

New business Open
Initial £ 1,500
Subsequent £ 750

What are the costs to invest in this fund?

Maximum charges

	Class B
Initial fee (manager)	0.000%
Initial fee (adviser)	3.000%
Annual fee (manager)	1.050%
Annual fee (adviser)	0.300%
Performance fee	N/A

Annual fee (manager) - this is a service charge (% based) applicable to each class of a fund, that is levied on the value of your portfolio and includes the **Annual fee (adviser)** fee (where applicable). Annual fees are calculated and accrued daily and recovered monthly from the income awaiting distribution in the fund.

Cost ratios (annual) including VAT as at 31 March 2026

	Class B
Based on period from:	01/04/2023
Total Expense	1.16%
Transaction Costs	0.01%
Total Investment Charge	1.16%
1 Year Total Expense	1.15%

Total Expense (TER): This ratio shows the charges, levies and fees relating to the management of the portfolio and is expressed as a percentage of the average net asset value of the portfolio, calculated over the period shown and annualised to the most recently completed quarter. A higher TER does not necessarily imply a poor return, nor does a low TER imply a good return. The current TER should not be regarded as an indication of future TERs.

Transaction Costs (TC): This ratio shows the percentage of the value of the fund incurred as costs relating to the buying and selling of the fund's underlying assets. TC are a necessary cost in administering the fund and impacts fund returns. It should not be considered in isolation as returns may be impacted by many other factors over time including market returns, the type of fund, investment decisions of the investment manager and the TER.

Total Investment Charges (TIC): This ratio is simply the sum of the TER and TC, showing the percentage of the value of the fund incurred as costs relating to the investment of the fund. It should be noted that performance figures account for all costs included in the TIC ratio, so you should not deduct the TIC from performance figures, the performance is already net of the TIC.

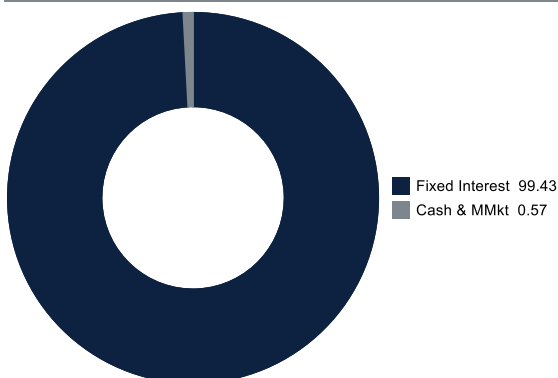
Melville Douglas Income Fund Limited

Sterling Bond Class

Monthly update at 31 March 2026

Holdings


Asset class (%)



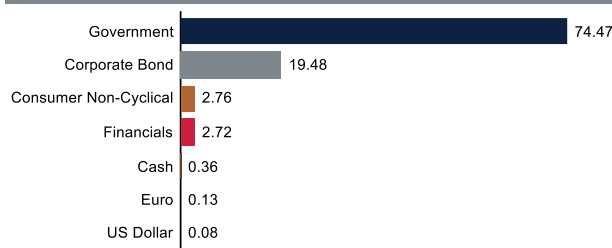
Top holdings (%)

UK TSY Gilt 4.625% 31/01/2034	28.69
UK TSY Gilt 1% 31/01/2032	28.65
iShares Core £ Corp Bond UCITS ETF GBP (Dist)	12.85
UK TSY Gilt 4.25% 07/03/2036	5.53
US TSY Note/Bond 3.5% 30/04/2030	5.22
European Investment Bank 3.875% 15/03/2028	3.63
iShares \$ High Yield Corp Bond UCITS ETF GBP Hdgd (Dist)	2.78
Intl Bank for Recon & Dev 1% 21/12/2029	2.74
iShares £ Corp Bond 0-5yr UCITS ETF GBP (Dist)	2.69
JPMorgan Chase & Co VAR 28/04/2033	1.57

Country (%)



Category (%)



Performance and Income

Class B Launch: 13 May 2020

Benchmark: From 01/08/24: BB/EFFAS Bond UK Govt 1-10 yr 60%; BB Stlg Corporate TR Value UH GBP 20%; BB Gbl Aggr Treasuries TR Value UH GBP 20%. Formerly: BB UK Gvt 1-10 yrs (80% from launch to 30/04/20) 60%; iBoxx GBP Corp 20%; JPM Gbl Gvt Bd GBP (from 01/05/20) 20%.

Peer group: EAA Fund GBP Diversified Bond

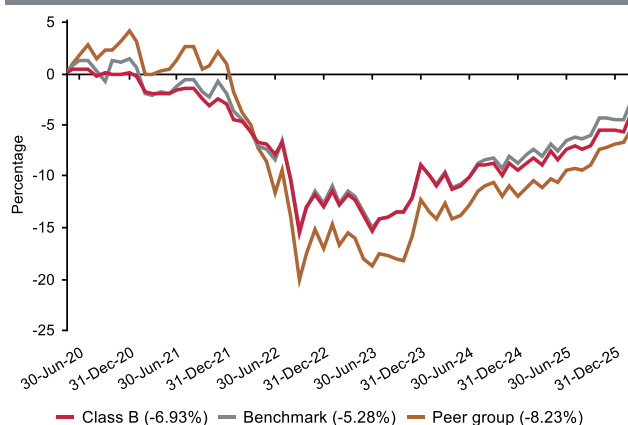
Returns (%)	1yr	2yrs	3yrs	5yrs	Launch
Class B					
Class	2.14	1.59	1.79	-1.04	-1.21
Benchmark	3.04	2.39	2.25	-0.65	-0.92
Peer group	3.30	2.46	2.79	-1.67	-1.57

Returns (%) shown are cumulative for all periods shorter than or equal to 1 year and annualised for all periods greater than 1 year.

Statistics (%)	1yr	2yrs	3yrs	5yrs	Launch
Class B					
Positive Months	7	15	22	31	34
Max Gain	5.30	8.18	13.29	13.51	14.58
Max Drawdown	-3.00	-3.00	-4.03	-14.29	-16.76
Highest	4.84	6.20	6.20	6.20	6.20
Lowest	1.59	-0.57	-8.16	-13.40	-13.40

Highest - this reflects the highest 12 month return during the period.
Lowest - this reflects the lowest 12 month return during the period.

Cumulative performance (%) from Launch



Melville Douglas Income Fund Limited

Sterling Bond Class

Quarterly update at 31 March 2026

Who are the investment managers?



Karl Holden
FCSI, Chartered Wealth Manager
Head of International Fixed Interest and Currency Strategy

Karl joined Standard Bank in 1991 and specialises in global fixed income and currency markets. He is lead manager of the Melville Douglas Bond Funds and also manages the investments of a number of high-net-worth clients. Karl is a Chartered Wealth Manager, Fellow of the Chartered Institute for Securities and Investment and holds the Private Client Investment Advice and Management Certificate. Karl is based in Jersey.



Simon Bradbury
FCSI, Chartered Wealth Manager
Fixed Income and Currency Strategy

Simon joined Standard Bank in 2002, with over 30 years' experience in the industry. He has built up extensive knowledge of global wealth management solutions, specialising in international fixed income and currency markets. He is co-manager of the Melville Douglas Bond and Enhanced Income Funds, whilst he also manages the investments of a number of high-net-worth clients. Simon is a Chartered Wealth Manager and a Fellow of the Chartered Institute for Securities and Investment.

Melville Douglas Investment Management (Pty) Ltd, FSP 595, an authorised Financial Services Provider under the Financial Advisory and Intermediary Services Act 2002, manage the investments of the fund. Since 1983 Melville Douglas has been delivering superior investment returns across a number of asset classes. As a global boutique investment management company within the Standard Bank Group, we are uniquely positioned to offer domestic and offshore investment solutions. What truly sets Melville Douglas apart is our experienced investment team and our approach to investing – driven by balance, a long-term view and a commitment to fundamental research – which informs our investment decisions across the board.

Fund review

The objective of the Class Fund is to provide a return in excess of its benchmark in Sterling, whilst seeking to maintain a high degree of capital preservation, by investing primarily in quality global fixed interest securities, and, where in the opinion of the Investment Manager, direct investment in fixed interest securities will not achieve sufficient diversification to achieve the Class Fund's objective, in other collective schemes, money market instruments and cash that will maximise total returns in Sterling. The Fund posted a negative return in the first quarter, underperforming its benchmark.

Market overview

Unsurprisingly, the global interest rate outlook has been severely buffeted by the ongoing war in Iran. The inflationary consequences of the spike in oil & gas prices prompted major bond markets to abandon any probability of rate cuts in 2026 and rapidly re-price for either tighter, or in the case of the US, unchanged monetary policy into the end of the year. Clearly, the situation remains extremely fluid and at the mercy of any number of questionable communications from the Trump administration, but the market's first reaction has been to price for a supply side inflation shock. If the spike in oil & gas prices proves to be temporary then central banks will likely 'see through' upcoming short-lived price pressures and refrain from aggressively tightening monetary policy given the obvious negative ramifications for economic growth, particularly in the UK and Eurozone which are net importers of energy. Conversely, a sustained inflation shock may leave central banks no option but to raise interest rates in an effort to stave off demand and by default slow economic growth, perhaps materially. Obviously, much depends on the outcome of negotiations and consequently, the full re-opening of the Strait of Hormuz, but there is no doubt that the political and economic effects of this war will continue to be a major factor for global markets as we work beyond an already highly volatile start to 2026.

Looking ahead

The UK bond market has experienced a significant repricing with the 10-year government benchmark yield breaching 5%, a level not seen since the 2008 global financial crisis, on valid concerns that the spike in energy prices as a result of the war in Iran is about to unleash faster inflation and therefore, further strains on government finances. This couldn't have come at a worse time for the UK as economic growth is anaemic, the labour market is steadily deteriorating, and wage growth is slowing. The Bank of England's (BOE) projection for inflation to move closer to its 2% target, which would have led to further interest rate cuts, is now firmly on hold. The inflationary consequence from the supply disruption of oil & gas quickly forced the bond market to price in three 25 basis-point interest rate hikes into year end from two cuts previously, with the rate sensitive 2-year benchmark yield rising 100 basis points to 4.50% in March. The clear risk from here is that the central bank concludes the most credible policy response is to pre-emptively tighten monetary policy in order to anchor inflation expectations at a time when the economy is already slowing, a bad omen for the UK's growth outlook. Should this unfold then the risk of the economy falling into recession is high, but clearly everything remains dependent on the timeline of the disruption in energy supplies. In the coming months, it is evident that the energy price shock will materially impact the inflation figures even if the government steps in to ease the burden.

While the BOE's hawkish pivot at the meeting in early March suggests the experience in 2022, (when the central bank underestimated the persistence of inflation) is prominent in their thinking, the difference now is that monetary policy is already restrictive, particularly as Gilt yields have surged. The situation is extremely fluid but for now we forecast the BOE to remain 'on hold' albeit we can expect ongoing hawkish rhetoric until a clearer picture emerges on price pressures.

In response to the recent spike in Gilt yields we have been tentatively further increasing the Fund's duration exposure in the AAA/government space to overweight versus the benchmark. The bond market's immediate reaction to the middle east hostilities has been to price in an upcoming inflation shock and understandably, yields have risen sharply. We see this as an opportunity to lock into attractive yields over a medium to long-term horizon as higher price pressures coupled with tighter financial conditions (via higher government bond yields) heighten the risk of a material slowdown in economic growth. Exposure to Investment Grade (IG) debt, predominantly via highly liquid Exchange Traded Funds (ETFs) has been maintained in line with the composite benchmark, although underweight duration on a relative basis. We continue to wait for a more attractive opportunity to increase both the overall weighting and duration given that credit spreads remain at or near the lower end of a multi-year trading range despite the recent risk-off sentiment. Like the USD bond fund, the Fund's modest 'off benchmark' weighting to High Yield (HY) debt has delivered returns broadly in line with the corporate benchmark in the period following a meaningful outperformance over previous years. Spreads have widened in this space but remain low by historical measures and we continue to wait for a more attractive buying opportunity to present itself, although mindful this may require a 'risk-off' event. The Fund's overweight allocation to the US Dollar added value in the quarter as the currency has rapidly regained its safe-haven status against the backdrop of higher geopolitical uncertainty.

The commentary gives the views of the portfolio manager at the time of writing. Any forecasts or commentary included in this document are not guaranteed to occur.

Change in allocation of the fund over the quarter

Asset type	Q1 2026	Q4 2025	Change
Cash & MMkt	0.57	0.54	0.03
Fixed Interest	99.43	99.46	-0.03

The portfolio adhered to its portfolio objective over the quarter.

Fund classes

Class	Type	Price (£)	Shares	NAV (£)
B	Retail	9.31	35,475.97	330,184.08

All data as at 31 March 2026.

Shares - the amount of Participating Shares in issue in each relevant class.

Melville Douglas Income Fund Limited

Sterling Bond Class



Important information at 31 March 2026

Disclosures

Collective Investment Funds (CIF) are generally medium to long term investments. The value of participatory interests may go down as well as up and past performance is not necessarily a guide to future performance. CIF are traded at ruling prices and can engage in borrowing and scrip lending.

The Sterling Bond Class is a class fund of the Melville Douglas Income Fund Limited (the Fund). The Fund is an 'umbrella fund' and an open-ended investment fund company registered by way of continuation in Jersey under a certificate of continuance dated 31 March 2003 with limited liability under the Law as a no par value company. The Fund is regulated as a Collective Investment Fund by the Jersey Financial Services Commission. The manager of the Fund is STANLIB Fund Managers Jersey Limited (the Manager). The Manager is 100% owned by STANLIB Limited, which is wholly owned by Liberty Holdings Limited. Liberty is a full member of the Association for Savings and Investments of South Africa (ASISA). The manager has a right to close a portfolio to new investors in order to manage the portfolio more efficiently in accordance with its mandate. The Manager does not provide any guarantee either with respect to the capital or the return of the class fund. A schedule of fees and charges and maximum commissions is available on request from the Manager. The custodian/trustee of the Fund is Apex Financial Services (Corporate) Limited (the Custodian). The Fund, the Manager and the Custodian are regulated by the Jersey Financial Services Commission.

The investments of this class fund are managed, on behalf of the Manager, by Melville Douglas Investment Management (Pty) Ltd (the Investment Manager), an authorised financial services provider (FSP), FSP No. 595, under the Financial Advisory and Intermediary Services Act (FAIS), Act No. 37 of 2002. The Investment Manager, pursuant to a distribution agreement made between it and the Manager, acts as distributor to the class fund in South Africa.

STANLIB Collective Investments (RF) (Pty) Limited is the appointed Fund's representative in the RSA, by the Manager, in respect of the Fund. The RSA Representative is responsible for assisting the Fund with compliance with RSA regulatory requirements in respect of certain Classes to be marketed to investors in the RSA.

Prices are calculated and published on each working day, these prices are available on the Manager's website (www.stanlib.com). This portfolio is valued at 23h59 (GMT). Forward pricing is used. Investments and repurchases will receive the price of the next day if received prior to 14h30 (GMT). Settlement must be made in the relevant class fund's base currency.

This portfolio is permitted to invest in foreign securities. Should the portfolio include any foreign securities these could expose the portfolio to any of the following risks: potential constraints on liquidity and the repatriation of funds; macroeconomic risks; political risks; foreign exchange risks; tax risks; settlement risks; and potential limitations on the availability of market information.

All return figures quoted are in GBP, as at 31 March 2026, based on data sourced from Morningstar.

Annualised return figures are the compound annualised growth rate (CAGR) calculated from the cumulative return for the period being measured. These annualised returns provide an indication of the annual return achieved over the period had an investment been held for the entire period. Actual annual figures are available on request from the Manager.

Fund performance figures are calculated for the relevant class of the Fund, for a lump sum investment, on a NAV-NAV basis, with income reinvested on the ex-dividend date. Individual investor performance may differ due to initial fees, actual investment date, date of reinvestment of income and dividend withholding tax. Fund performance figures account for all costs that contribute to the calculation of the cost ratios quoted, all fund returns quoted are therefore after these costs have been accounted for.

Statistics - Positive Months: the number of individual 1 month periods during the specified time period where the return was not negative; Max Gain: the maximum gain in a trough-to-peak incline before a new trough is attained, quoted as the percentage between the trough and the peak. It is an indicator of upside risk over a specified time period (quoted for all periods of 1 year or longer); Max Drawdown: the maximum loss in a peak-to-trough decline before a new peak is attained, quoted as the percentage between the peak and the trough. It is an indicator of downside risk over a specified time period (quoted for all periods of 1 year or longer, where blank no loss was experienced); Highest and Lowest: the highest and the lowest 1 year return (%) that occurred during the specified time period (quoted for all relevant classes launched 1 year or more prior to current month end date).

Additional information about this product including, but not limited to, brochures, application forms and annual or quarterly reports, can be obtained free of charge, from the Investment Manager and from the Investment Manager's website (www.melvilledouglas.co.za).

This document does not constitute an offer of sale. Investors are requested to view the latest Prospectus and Minimum Disclosure Document for information pertaining to this product, as well as seeking professional advice, should they be considering an investment in this product. The Manager provides no guarantee or warranty as to the accuracy of the content of this document. Every effort has been made to ensure that the content is accurate at time of issue. This document is not advice, as defined under FAIS. Please be advised that there may be a representative acting under supervision.

Trail fees are paid inclusive of VAT meaning, where a South African adviser is registered for VAT, the VAT levied is included in the fee payable to the adviser out of the fund's annual management charge. Initial fees are also paid inclusive of VAT.

Contact details

Manager and Registrar

STANLIB Fund Managers Jersey Limited
Reg. No. 30487
Standard Bank House, 47-49 La Motte Street, JE2 4SZ
Telephone: +44 (0)1534 881400
Email: SFMJ@stanlib.com
Website: www.stanlib.com

Fund Directors

M.Laws, M.Farrow, D.Jardine and O.Sonnbichler.

Trustee/Custodian

Apex Financial Services (Corporate) Limited
Reg. No. 702
IFC 5, JE1 1ST
Telephone: +44 (0)1534 847000

Investment Manager and Distributor

Melville Douglas Investment Management (Pty) Ltd
An authorised financial services provider, FSP No. 595
Reg. No. 1987/005041/07
8th Floor West Wing, 30 Baker Street, Rosebank, 2196
Telephone: +27 (0)11 721 7964
Website: www.melvilledouglas.co.za

RSA Representative

STANLIB Collective Investments (RF) (Pty) Limited
Reg. No. 1969/003468/07
17 Melrose Boulevard, Melrose Arch, 2196
Telephone: 0860 123 003